




LUNAWOOD

Lunawood in Sauna & Spa

Lunawood in Sauna and Spa


Lunawood is an ideal material **in hot and humid** conditions like sauna and spa, both **in public and private spaces**. It **won't crack, warp or absorb heat or dirt**.



Do not heat up, pleasant to sit and lean



Hygienic, do not absorb water or dirt. Easy to care and maintain.



Totally **resin free** with distinctive scent.



Dimensional stable and durable allowing crafting of miter corners and details

Where to use Lunawood in Sauna

Lunawood is perfect material to all decorative surfaces of sauna, even to understructure of the benches and decks



In underconstructions of benches and decks



Walls, ceiling, benches and decks








Around the pools and baths

Lunawood Sauna Selection

Beautiful appearance, resin-free nature, and durability are perfectly complemented by its hygienic and calming properties.


Panelling

	Product name	Species	Length (m)	m / m ²
	Luna Panel System 19x68	Nordic Pine	3,0–4,8	17,54 m
	Luna Panel System 19x117 END-MATCHED	Nordic Pine	3,0 / 3,6–5,1	9,43 m
	Luna Triple 32x140	Nordic Spruce	3,6–5,4	7,57 m
	Luna Trio 26x92	Nordic Pine	3,0–4,5	11,90 m
	Luna Dual 26x142	Nordic Spruce	3,9–5,4	7,57 m

Benches and decks

	Luna SHP 26x92	Nordic Pine	3,0 / 3,6–4,5	450 mm
	Luna SHP 26x140	Nordic Pine	3,6–5,1	450 mm
	Luna SHP 40x185	Nordic Pine	3,6–5,4	600 mm

Under constructions

	Luna SHP 42x92	Nordic Pine	3,0 / 3,9–5,4	
---	----------------	-------------	---------------	--



Desing and installation aspects

In desing phase

- Proper ventilation in sauna
- Fire safety and safety areas around the stove
- Drainage and slopes
- Insulation and air & vapour tightness
- Cleaning of the sauna during the use

Panelling

- Ensure there is a ventilation gap behind the panels
- Install the panels with the grooved edge facing downward
- Plan the installation order of the ceiling and walls carefully to achieve a clean, visually pleasing result
- No corner trims are needed for a seamless finish

Maintenace and care of Lunawood in sauna

- For hygienic reasons we recommend treating all Lunawood surfaces with **paraffine oil**. It will protect against dirt and moisture, facilitate cleaning and enliven the wood surface.
 - Wipe the wooden parts clean of dust, clean them with a sauna detergent or other detergent suitable for wooden surfaces, and allow to dry.
 - For paraffine oil, the surface must be clean and dry.
 - Follow the paraffine oil manufacture's instructions
- Allow the surfaces to dry after sauna session by ensuring good ventilation in the sauna room. We recommend leaving the stove on for at least half an hour with the air vent open and the door and windows closed.

General guidance for maintenace

1. **Treat new benches with paraffin oil:**

Applying paraffin oil helps protect the wood from moisture and dirt. Use a sponge or cloth to apply the oil, and reapply as needed.

2. **Clean benches regularly:**

Wash the benches a few times a year, starting from the underside where dirt accumulates. Use a soft brush and, if possible, remove detachable parts for easier cleaning. Don't forget to clean the bench frame attached to the wall. Dry by heating the sauna.

3. **Use mild cleaning agents:**

Avoid chlorine-based cleaners, as chlorine vapor is toxic when heated.

4. **Dry benches properly after use:**

Minimize excessive water exposure and always dry the benches after use. Leave the electric stove on for 30 minutes or add firewood to the wood-burning stove. Keep the door closed and the air vent open.



Break Sokos Hotel Tahko, Finland
Architect: Suunnitteluhuone Oy,
Visionary Design Partners Helsinki Oy
Photo: Reino Hartikainen



Break Sokos Hotel Tahko, Finland
Architect: Suunnitteluhuone Oy,
Visionary Design Partners Helsinki Oy
Photo: Reino Hartikainen



Sokos Hotel Koljonvirta, Finland
Architect: Visionary Design Partners
Product: Luna Trio (Ceiling and wall paneling)



LUNAWOOD

Talo Pukkila, Finland
Design: Matias Ojala
Product: Luna Panel System (Ceiling), Luna SHP
40×185 (Sauna)

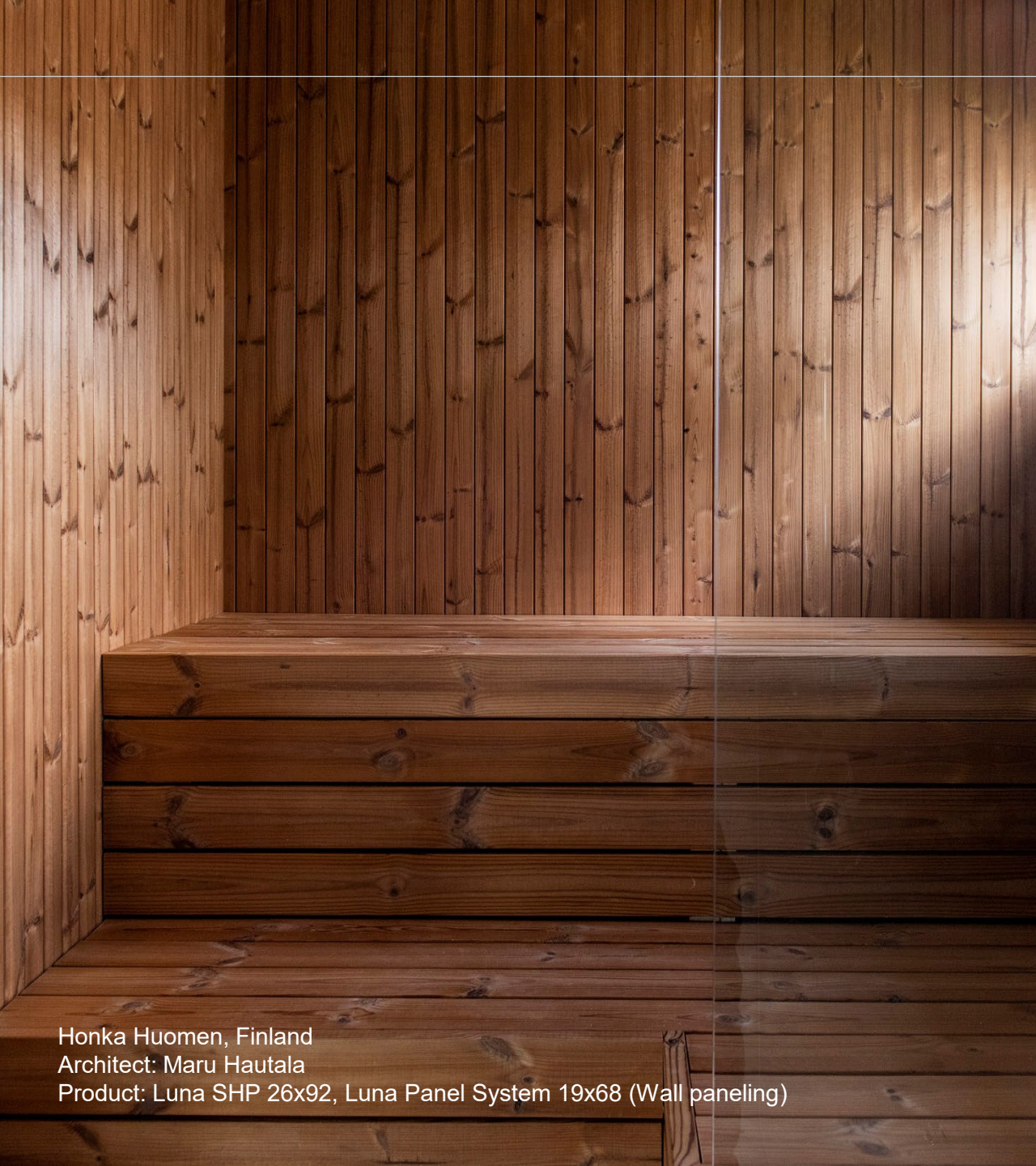


Villa Sten, Finland
Architect: Jämerä Kivitalot
Product: Luna SHP 40×185 (Seating), Luna Panel System 19×165
(Wall paneling), Luna Trio (Ceiling)

Cabin Havsstrand, Finland
Architect: PlusArkkitiedit
Product: Luna SHP 40×185 (Sauna), Luna Trio (Ceiling)



Honka Huomen, Finland
Architect: Maru Hautala
Product: Luna SHP 26x92, Luna Panel System 19x68 (Wall paneling)



Duplio Tynell, Finland
Architect: Sanna Piitulainen
Product: Luna SHP 26x92, Luna Dual (Wall paneling)






House Senu, Finland
Architect: Esmeralda Ståhlberg, Arkkitehtitoimisto Eark Oy
Product: Luna Triple



LUNAWOOD



Private Sauna, Finland
Product: Luna Panel System (Wall paneling), Luna Triple (Wall and ceiling paneling, SHP (Seating))



Private sauna, Finland
Product: Luna Triple (Ceiling and wall paneling), Luna SHP
(Seating)





Floating Sauna, Norway
Product: Lunawood Thermowood Cladding

Follow us on Social Media

